



Windsor Plywood's Machine To Match Exterior Door Form

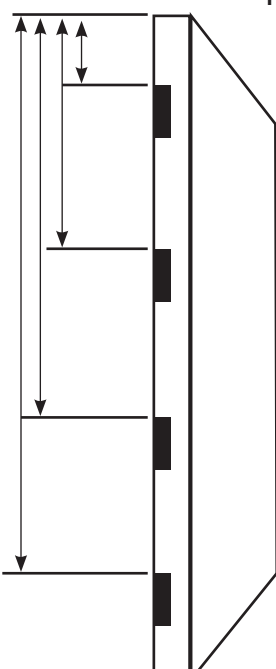
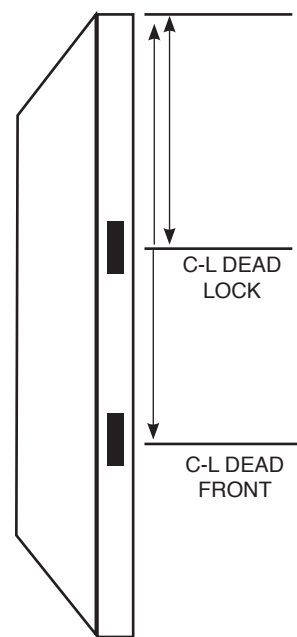
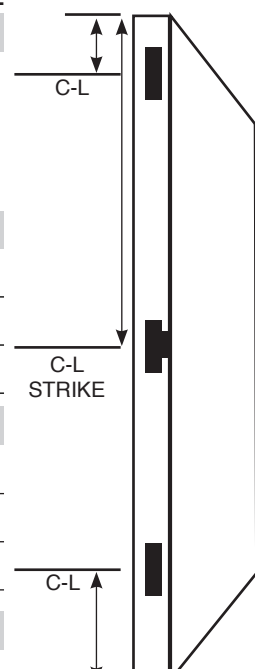
Page: _____ of: _____

Date: _____

Customer Name: _____ Phone: _____ Fax: _____

P.O.#: _____ Invoice #: _____ Drawn By: _____

Note: Any and all changes must be submitted in writing No Verbal changes will be accepted. Accuracy of information is the responsibility of the customer.

<p style="text-align: center;">HINGE</p>  <div style="border: 1px solid black; padding: 5px; margin-top: 10px;"> <p style="text-align: center; background-color: #cccccc;">HINGES</p> <p>Size: _____</p> <p>Backset _____</p> <p>Thickness _____</p> <p>Pivot _____</p> <p>Template No. _____</p> <p style="text-align: center; background-color: #cccccc;">HINGE CORNERS</p> <p><input type="checkbox"/> 1/4" Radius</p> <p><input type="checkbox"/> 5/4" Radius</p> <p><input type="checkbox"/> Square</p> <p style="text-align: center; background-color: #cccccc;">3 degree BEVELS</p> <p><input type="checkbox"/> Lock Edge</p> <p><input type="checkbox"/> Hinge Edge</p> </div> <p style="font-size: small; margin-top: 10px;">Note: When wire chase is required, designate hinge to receive wire with an 'X'</p>	<p style="text-align: center;">ACTIVE</p>  <div style="border: 1px solid black; padding: 5px; margin-top: 10px;"> <p style="text-align: center; background-color: #cccccc;">LOCKS / EXIT DEVICES</p> <table border="1" style="width:100%; border-collapse: collapse;"> <thead> <tr> <th style="width:50%;">Bored lock</th> <th style="width:50%;">Dead Lock</th> </tr> </thead> <tbody> <tr><td>Face Bore _____</td><td></td></tr> <tr><td>Bolt Bore _____</td><td></td></tr> <tr><td>Backset _____</td><td></td></tr> <tr><td>F-P Thickness _____</td><td></td></tr> <tr><td>F-Plate Width _____</td><td></td></tr> <tr><td>F-P Height _____</td><td></td></tr> </tbody> </table> <p style="text-align: center; background-color: #cccccc;">CORNERS</p> <p><input type="checkbox"/> 1/4" Radius <input type="checkbox"/></p> <p><input type="checkbox"/> Square <input type="checkbox"/></p> <p>Mortise Lock _____</p> <p>Card Lock _____</p> <p>Exit Device _____</p> </div> <p style="font-size: small; margin-top: 10px;">Note: Exit device backset shall be given as the distance from C-L of device to C-L of door thickness at lock stile unless otherwise noted.</p>	Bored lock	Dead Lock	Face Bore _____		Bolt Bore _____		Backset _____		F-P Thickness _____		F-Plate Width _____		F-P Height _____		<p style="text-align: center;">INACTIVE</p>  <div style="border: 1px solid black; padding: 5px; margin-top: 10px;"> <p style="text-align: center; background-color: #cccccc;">STRIKES</p> <p><input type="checkbox"/> 1-1/4" x 4-7/8" ASA</p> <p><input type="checkbox"/> 1-1/8" x 2-3/4" LIP</p> <p><input type="checkbox"/> 1-1/8" x 2-3/4" D-BOLT</p> <p style="text-align: center; background-color: #cccccc;"><input type="checkbox"/> DUSTBOX</p> <p>Other _____</p> <p>MFG _____</p> <p>Temp _____</p> <p style="text-align: center; background-color: #cccccc;">FLUSH BOLTS</p> <p>MFG _____</p> <p>Temp No. _____</p> <p>Corner Pre _____</p> <p style="text-align: center; background-color: #cccccc;">3 degree BEVELS</p> <p><input type="checkbox"/> Lock Edge</p> <p><input type="checkbox"/> Hinge Edge</p> </div>
Bored lock	Dead Lock															
Face Bore _____																
Bolt Bore _____																
Backset _____																
F-P Thickness _____																
F-Plate Width _____																
F-P Height _____																
Liability for machining accuracy will be assumed only upon receipt of template. Completed door detail sheets and physical samples as required.																
SPEC. NO.		SPEC. NO.														